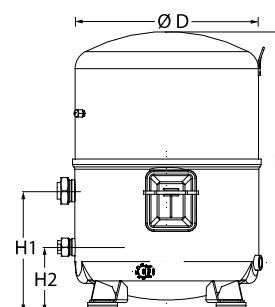


General Characteristics

Model number (on compressor nameplate)		NTZ215A4LR1A
Code number for Singlepack*		120F0006
Code number for Industrial pack**		120F0013
Drawing number		8504010f
Suction and discharge connections		Rotolock
Suction connection		1-3/4 " Rotolock
Discharge connection		1-1/4 " Rotolock
Suction connection with supplied sleeve		1-1/8 " ODF
Discharge connection with supplied sleeve		3/4 " ODF
Oil sight glass		Threaded
Oil equalisation connection		3/8" flare SAE
Oil drain connection		None
LP gauge port		Schrader
IPR valve		30 bar / 8 bar
Cylinders	4	
Swept volume	215 cm ³ /rev	
Displacement @ Nominal speed	37.4 m ³ /h @ 2900 rpm - 45.1 m ³ /h @ 3500 rpm	
Net weight	62 kg	
Oil charge	3.9 litre, POE - 160Z	
Maximum system test pressure Low Side / High side	25 bar(g) / 30 bar(g)	
Maximum differential test pressure	30 bar	
Maximum number of starts per hour	12	
Refrigerant charge limit	10 kg	
Approved refrigerants	R404A, R507A	

Dimensions


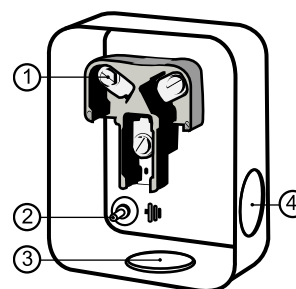
D=352 mm

H=519 mm

H1=233 mm

H2=125 mm

H3=- mm

Terminal box


IP54 (with cable gland)

1: Screw connectors 10-32 UNF x 9.5

2: Earth M4-12

3: Knock-out Ø 29 mm (1.14")

4: Knock-out Ø 25.5 mm (1.00")

Electrical Characteristics

Nominal voltage	380-400V/3/50Hz - 460V/3/60Hz
Voltage range	340-440 V @ 50Hz - 414-506 V @ 60Hz
Winding resistance (between phases) +/- 7% at 25°C	2.23 Ω
Maximum Continuous Current (MCC)	22.3 A
Locked Rotor Amps (LRA)	74 A
Motor protection	Internal overload protector

Recommended Installation torques

Oil sight glass	50 Nm
Power connections / Earth connection	3 Nm / 2 Nm
Mounting bolts	50 Nm

Parts shipped with compressor

Mounting kit with grommets, bolts, nuts, sleeves and washers
Suction & Discharge solder sleeves, rotolock nuts and gaskets (shipped with rotolock version only)
Initial oil charge
Installation instructions

Approvals : CE certified, UL certified (file SA6873), -

*Singlepack: Compressor in cardboard box

**Industrial pack: 6 Unboxed compressors on pallet (order per multiples of 6)

Datasheet, performance data

Maneurop reciprocating compressor. NTZ215-4

Performance data at 50 Hz, EN 12900 rating conditions, Suction temp. = 20 °C

R404A

Cond. temp. in °C (tc)	Evaporating temperature in °C (to)							
	-45	-40	-35	-30	-25	-20	-15	-10

Cooling capacity in W

30	-	4 519	6 254	8 335	10 797	13 675	17 003	20 817	-
35	-	-	5 636	7 623	9 967	12 702	15 864	19 485	-
40	-	-	4 948	6 828	9 039	11 618	14 598	18 014	-
45	-	-	-	5 966	8 031	10 439	13 224	16 420	-
50	-	-	-	-	6 959	9 181	11 757	14 720	-
55	-	-	-	-	-	7 862	10 214	12 929	-
60	-	-	-	-	-	6 497	8 612	11 065	-

Power input in W

30	-	3 426	4 096	4 730	5 307	5 800	6 188	6 447	-
35	-	-	4 154	4 895	5 597	6 237	6 790	7 234	-
40	-	-	4 149	4 990	5 811	6 590	7 303	7 926	-
45	-	-	-	5 009	5 944	6 856	7 722	8 518	-
50	-	-	-	-	5 991	7 030	8 043	9 006	-
55	-	-	-	-	-	7 107	8 260	9 384	-
60	-	-	-	-	-	7 083	8 370	9 648	-

Current consumption in A

30	-	6.66	7.43	8.23	9.11	10.12	11.29	12.66	-
35	-	-	7.50	8.40	9.34	10.36	11.52	12.84	-
40	-	-	7.52	8.55	9.59	10.67	11.85	13.15	-
45	-	-	-	8.66	9.82	11.00	12.23	13.56	-
50	-	-	-	-	10.00	11.31	12.63	14.01	-
55	-	-	-	-	-	11.55	13.01	14.48	-
60	-	-	-	-	-	11.68	13.31	14.91	-

Mass flow in kg/h

30	-	109	151	202	262	334	419	518	-
35	-	-	144	195	256	329	414	513	-
40	-	-	134	185	247	320	405	505	-
45	-	-	-	173	235	307	393	493	-
50	-	-	-	-	219	292	377	477	-
55	-	-	-	-	-	273	357	456	-
60	-	-	-	-	-	250	334	432	-

Coefficient of performance (C.O.P.)

30	-	1.32	1.53	1.76	2.03	2.36	2.75	3.23	-
35	-	-	1.36	1.56	1.78	2.04	2.34	2.69	-
40	-	-	1.19	1.37	1.56	1.76	2.00	2.27	-
45	-	-	-	1.19	1.35	1.52	1.71	1.93	-
50	-	-	-	-	1.16	1.31	1.46	1.63	-
55	-	-	-	-	-	1.11	1.24	1.38	-
60	-	-	-	-	-	0.92	1.03	1.15	-

Nominal performance at to = -35 °C, tc = 40 °C

Cooling capacity	4 948	W
Power input	4 149	W
Current consumption	7.52	A
Mass flow	134	kg/h
C.O.P.	1.19	



to: Evaporating temperature at dew point
tc: Condensing temperature at dew point
Rating conditions : Suction gas temp. = 20 °C , Subcooling = 0 K

Pressure switch settings

Maximum HP switch setting	27.7	bar(g)
Minimum LP switch setting	0.1	bar(g)
LP pump down setting	0.1	bar(g)

Sound power data

Sound power level	84.2	dB(A)
With acoustic hood	78.2	dB(A)

Tolerance according EN12900

Datasheet, performance data
Maneurop reciprocating compressor. NTZ215-4
Performance data at 50 Hz, EN 12900 rating conditions, Superheat = 10 K
R404A

Cond. temp. in °C (tc)	Evaporating temperature in °C (to)							
	-45	-40	-35	-30	-25	-20	-15	-10

Cooling capacity in W

30	2 714	4 019	5 641	7 623	10 008	12 842	16 169	20 033	-
35	2 217	3 454	4 985	6 853	9 101	11 776	14 925	18 592	-
40	1 701	2 854	4 277	6 014	8 110	10 610	13 563	17 016	-
45	1 186	2 238	3 538	5 128	7 054	9 363	12 103	15 325	-
50	-	1 627	2 787	4 215	5 954	8 054	10 564	13 537	-
55	-	-	2 047	3 295	4 831	6 703	8 964	11 669	-
60	-	-	1 342	2 391	3 704	5 330	7 322	9 737	-

Power input in W

30	2 744	3 426	4 096	4 730	5 307	5 800	6 188	6 447	-
35	2 651	3 398	4 154	4 895	5 597	6 237	6 790	7 234	-
40	2 506	3 314	4 149	4 990	5 811	6 590	7 303	7 926	-
45	2 306	3 167	4 076	5 009	5 944	6 856	7 722	8 518	-
50	-	2 954	3 929	4 950	5 991	7 030	8 043	9 006	-
55	-	-	3 705	4 806	5 948	7 107	8 260	9 384	-
60	-	-	3 398	4 574	5 810	7 083	8 370	9 648	-

Current consumption in A

30	5.89	6.66	7.43	8.23	9.11	10.12	11.29	12.66	-
35	5.66	6.60	7.50	8.40	9.34	10.36	11.52	12.84	-
40	5.30	6.45	7.52	8.55	9.59	10.67	11.85	13.15	-
45	4.78	6.18	7.45	8.66	9.82	11.00	12.23	13.56	-
50	-	5.73	7.25	8.66	10.00	11.31	12.63	14.01	-
55	-	-	6.87	8.52	10.07	11.55	13.01	14.48	-
60	-	-	6.27	8.20	9.99	11.68	13.31	14.91	-

Mass flow in kg/h

30	93	135	183	240	307	384	472	572	-
35	82	125	174	232	300	377	466	567	-
40	69	112	162	221	289	367	456	557	-
45	53	97	147	206	274	353	443	544	-
50	-	79	129	188	256	335	425	526	-
55	-	-	108	167	235	313	403	504	-
60	-	-	84	142	209	287	376	477	-

Coefficient of performance (C.O.P.)

30	0.99	1.17	1.38	1.61	1.89	2.21	2.61	3.11	-
35	0.84	1.02	1.20	1.40	1.63	1.89	2.20	2.57	-
40	0.68	0.86	1.03	1.21	1.40	1.61	1.86	2.15	-
45	0.51	0.71	0.87	1.02	1.19	1.37	1.57	1.80	-
50	-	0.55	0.71	0.85	0.99	1.15	1.31	1.50	-
55	-	-	0.55	0.69	0.81	0.94	1.09	1.24	-
60	-	-	0.39	0.52	0.64	0.75	0.87	1.01	-

Nominal performance at to = -35 °C, tc = 40 °C

Cooling capacity	4 277	W
Power input	4 149	W
Current consumption	7.52	A
Mass flow	162	kg/h
C.O.P.	1.03	

Pressure switch settings

Maximum HP switch setting	27.7	bar(g)
Minimum LP switch setting	0.1	bar(g)
LP pump down setting	0.1	bar(g)

Sound power data

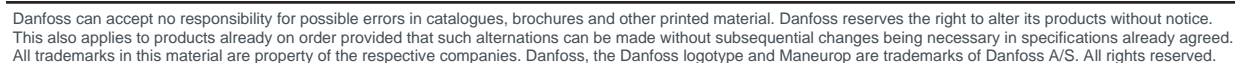
Sound power level	84.2	dB(A)
With acoustic hood	78.2	dB(A)

to: Evaporating temperature at dew point

tc: Condensing temperature at dew point

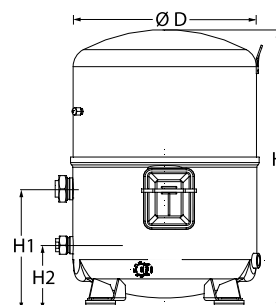
Rating conditions : Superheat = 10 K , Subcooling = 0 K

Tolerance according EN12900



General Characteristics

Model number (on compressor nameplate)		NTZ215A4LR1B
Code number for Singlepack*		120F0240
Code number for Industrial pack**		120F0241
Drawing number		8504010f
Suction and discharge connections		Rotolock
Suction connection		1-3/4" Rotolock
Discharge connection		1-1/4" Rotolock
Suction connection with supplied sleeve		1-1/8" ODF
Discharge connection with supplied sleeve		3/4" ODF
Oil sight glass		Threaded
Oil equalisation connection		3/8" flare SAE
Oil drain connection		None
LP gauge port		Schrader
IPR valve		30 bar / 8 bar
Cylinders	4	
Swept volume	215 cm ³ /rev	
Displacement @ Nominal speed	37.4 m ³ /h @ 2900 rpm - 45.1 m ³ /h @ 3500 rpm	
Net weight	62 kg	
Oil charge	3.9 litre, POE - 175PZ	
Maximum system test pressure Low Side / High side	25 bar(g) / 30 bar(g)	
Maximum differential test pressure	30 bar	
Maximum number of starts per hour	12	
Refrigerant charge limit	10 kg	
Approved refrigerants	R404A, R452A	

Dimensions


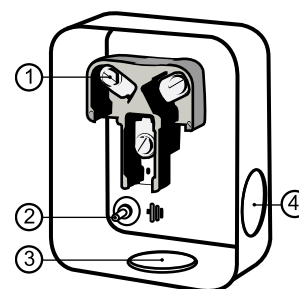
D=352 mm

H=519 mm

H1=233 mm

H2=125 mm

H3=- mm

Terminal box


IP54 (with cable gland)

1: Screw connectors 10-32 UNF x 9.5

2: Earth M4-12

3: Knock-out Ø 29 mm (1.14")

4: Knock-out Ø 25.5 mm (1.00")

Electrical Characteristics

Nominal voltage	380-400V/3/50Hz - 460V/3/60Hz
Voltage range	340-440 V @ 50Hz - 414-506 V @ 60Hz
Winding resistance (between phases) +/- 7% at 25°C	2.23 Ω
Maximum Continuous Current (MCC)	22.3 A
Locked Rotor Amps (LRA)	74 A
Motor protection	Internal overload protector

Recommended Installation torques

Oil sight glass	50 Nm
Power connections / Earth connection	3 Nm / 2 Nm
Mounting bolts	50 Nm

Parts shipped with compressor

Mounting kit with grommets, bolts, nuts, sleeves and washers
Suction & Discharge solder sleeves, rotolock nuts and gaskets (shipped with rotolock version only)
Initial oil charge
Installation instructions

Approvals : CE certified, -, -

*Singlepack: Compressor in cardboard box

**Industrial pack: 6 Unboxed compressors on pallet (order per multiples of 6)

Datasheet, performance data

Maneurop reciprocating compressor. NTZ215-4

Performance data at 50 Hz, EN 12900 rating conditions, Suction temp. = 20 °C

R404A

Cond. temp. in °C (tc)	Evaporating temperature in °C (to)							
	-45	-40	-35	-30	-25	-20	-15	-10

Cooling capacity in W

30	-	4 519	6 254	8 335	10 797	13 675	17 003	20 817	-
35	-	-	5 636	7 623	9 967	12 702	15 864	19 485	-
40	-	-	4 948	6 828	9 039	11 618	14 598	18 014	-
45	-	-	-	5 966	8 031	10 439	13 224	16 420	-
50	-	-	-	-	6 959	9 181	11 757	14 720	-
55	-	-	-	-	-	7 862	10 214	12 929	-
60	-	-	-	-	-	6 497	8 612	11 065	-

Power input in W

30	-	3 426	4 096	4 730	5 307	5 800	6 188	6 447	-
35	-	-	4 154	4 895	5 597	6 237	6 790	7 234	-
40	-	-	4 149	4 990	5 811	6 590	7 303	7 926	-
45	-	-	-	5 009	5 944	6 856	7 722	8 518	-
50	-	-	-	-	5 991	7 030	8 043	9 006	-
55	-	-	-	-	-	7 107	8 260	9 384	-
60	-	-	-	-	-	7 083	8 370	9 648	-

Current consumption in A

30	-	6.66	7.43	8.23	9.11	10.12	11.29	12.66	-
35	-	-	7.50	8.40	9.34	10.36	11.52	12.84	-
40	-	-	7.52	8.55	9.59	10.67	11.85	13.15	-
45	-	-	-	8.66	9.82	11.00	12.23	13.56	-
50	-	-	-	-	10.00	11.31	12.63	14.01	-
55	-	-	-	-	-	11.55	13.01	14.48	-
60	-	-	-	-	-	11.68	13.31	14.91	-

Mass flow in kg/h

30	-	109	151	202	262	334	419	518	-
35	-	-	144	195	256	329	414	513	-
40	-	-	134	185	247	320	405	505	-
45	-	-	-	173	235	307	393	493	-
50	-	-	-	-	219	292	377	477	-
55	-	-	-	-	-	273	357	456	-
60	-	-	-	-	-	250	334	432	-

Coefficient of performance (C.O.P.)

30	-	1.32	1.53	1.76	2.03	2.36	2.75	3.23	-
35	-	-	1.36	1.56	1.78	2.04	2.34	2.69	-
40	-	-	1.19	1.37	1.56	1.76	2.00	2.27	-
45	-	-	-	1.19	1.35	1.52	1.71	1.93	-
50	-	-	-	-	1.16	1.31	1.46	1.63	-
55	-	-	-	-	-	1.11	1.24	1.38	-
60	-	-	-	-	-	0.92	1.03	1.15	-

Nominal performance at to = -35 °C, tc = 40 °C

Cooling capacity	4 948	W
Power input	4 149	W
Current consumption	7.52	A
Mass flow	134	kg/h
C.O.P.	1.19	



to: Evaporating temperature at dew point
tc: Condensing temperature at dew point
Rating conditions : Suction gas temp. = 20 °C , Subcooling = 0 K

Pressure switch settings

Maximum HP switch setting	27.7	bar(g)
Minimum LP switch setting	0.1	bar(g)
LP pump down setting	0.1	bar(g)

Sound power data

Sound power level	84.2	dB(A)
With acoustic hood	78.2	dB(A)

Tolerance according EN12900

Datasheet, performance data

Maneurop reciprocating compressor. NTZ215-4

Performance data at 50 Hz, EN 12900 rating conditions, Superheat = 10 K

R404A

Cond. temp. in °C (tc)	Evaporating temperature in °C (to)							
	-45	-40	-35	-30	-25	-20	-15	-10

Cooling capacity in W

30	2 714	4 019	5 641	7 623	10 008	12 842	16 169	20 033	-
35	2 217	3 454	4 985	6 853	9 101	11 776	14 925	18 592	-
40	1 701	2 854	4 277	6 014	8 110	10 610	13 563	17 016	-
45	1 186	2 238	3 538	5 128	7 054	9 363	12 103	15 325	-
50	-	1 627	2 787	4 215	5 954	8 054	10 564	13 537	-
55	-	-	2 047	3 295	4 831	6 703	8 964	11 669	-
60	-	-	1 342	2 391	3 704	5 330	7 322	9 737	-

Power input in W

30	2 744	3 426	4 096	4 730	5 307	5 800	6 188	6 447	-
35	2 651	3 398	4 154	4 895	5 597	6 237	6 790	7 234	-
40	2 506	3 314	4 149	4 990	5 811	6 590	7 303	7 926	-
45	2 306	3 167	4 076	5 009	5 944	6 856	7 722	8 518	-
50	-	2 954	3 929	4 950	5 991	7 030	8 043	9 006	-
55	-	-	3 705	4 806	5 948	7 107	8 260	9 384	-
60	-	-	3 398	4 574	5 810	7 083	8 370	9 648	-

Current consumption in A

30	5.89	6.66	7.43	8.23	9.11	10.12	11.29	12.66	-
35	5.66	6.60	7.50	8.40	9.34	10.36	11.52	12.84	-
40	5.30	6.45	7.52	8.55	9.59	10.67	11.85	13.15	-
45	4.78	6.18	7.45	8.66	9.82	11.00	12.23	13.56	-
50	-	5.73	7.25	8.66	10.00	11.31	12.63	14.01	-
55	-	-	6.87	8.52	10.07	11.55	13.01	14.48	-
60	-	-	6.27	8.20	9.99	11.68	13.31	14.91	-

Mass flow in kg/h

30	93	135	183	240	307	384	472	572	-
35	82	125	174	232	300	377	466	567	-
40	69	112	162	221	289	367	456	557	-
45	53	97	147	206	274	353	443	544	-
50	-	79	129	188	256	335	425	526	-
55	-	-	108	167	235	313	403	504	-
60	-	-	84	142	209	287	376	477	-

Coefficient of performance (C.O.P.)

30	0.99	1.17	1.38	1.61	1.89	2.21	2.61	3.11	-
35	0.84	1.02	1.20	1.40	1.63	1.89	2.20	2.57	-
40	0.68	0.86	1.03	1.21	1.40	1.61	1.86	2.15	-
45	0.51	0.71	0.87	1.02	1.19	1.37	1.57	1.80	-
50	-	0.55	0.71	0.85	0.99	1.15	1.31	1.50	-
55	-	-	0.55	0.69	0.81	0.94	1.09	1.24	-
60	-	-	0.39	0.52	0.64	0.75	0.87	1.01	-

Nominal performance at to = -35 °C, tc = 40 °C

Cooling capacity	4 277	W
Power input	4 149	W
Current consumption	7.52	A
Mass flow	162	kg/h
C.O.P.	1.03	

Pressure switch settings

Maximum HP switch setting	27.7	bar(g)
Minimum LP switch setting	0.1	bar(g)
LP pump down setting	0.1	bar(g)

Sound power data

Sound power level	84.2	dB(A)
With acoustic hood	78.2	dB(A)

to: Evaporating temperature at dew point

tc: Condensing temperature at dew point

Rating conditions : Superheat = 10 K , Subcooling = 0 K

Tolerance according EN12900

